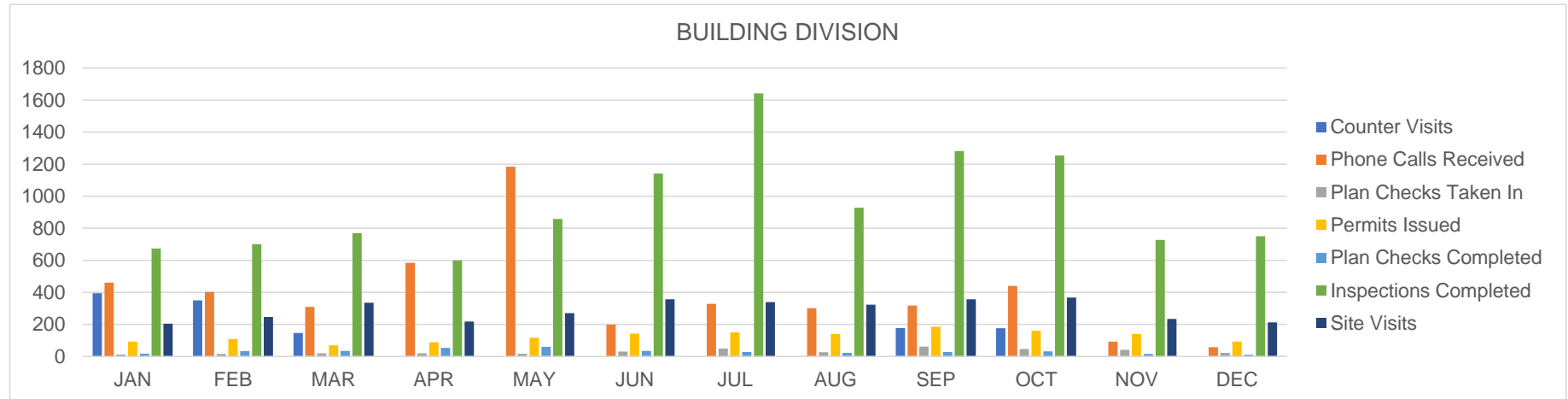


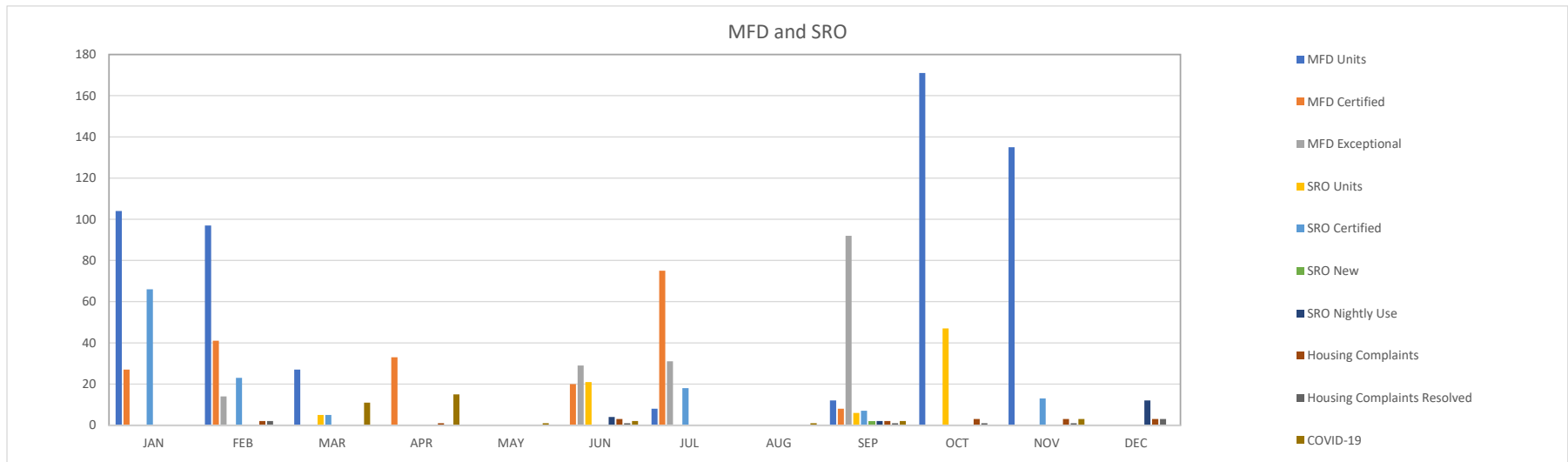
DEVELOPMENT SERVICES MONTHLY STATS REPORT 2020

	<u>JAN</u>	<u>FEB</u>	<u>MAR</u>	<u>APR</u>	<u>MAY</u>	<u>JUN</u>	<u>JUL</u>	<u>AUG</u>	<u>SEP</u>	<u>OCT</u>	<u>NOV</u>	<u>DEC</u>	<u>YTD TOTAL</u>
Counter Visits	394	350	146	0	0	0	0	0	178	176	0	0	1244
Phone Calls Received	460	402	310	584	1185	199	329	302	318	440	93	57	4679
Plan Checks Taken In	12	15	20	20	17	31	49	26	61	47	41	22	361
Permits Issued	92	108	70	89	117	142	150	139	185	160	140	92	1484
Plan Checks Completed	17	33	35	54	60	34	28	23	28	32	16	10	370
Inspections Completed	673	700	769	600	858	1141	1641	928	1281	1255	727	750	11323
Site Visits	205	246	335	218	270	357	339	323	357	368	234	212	3464



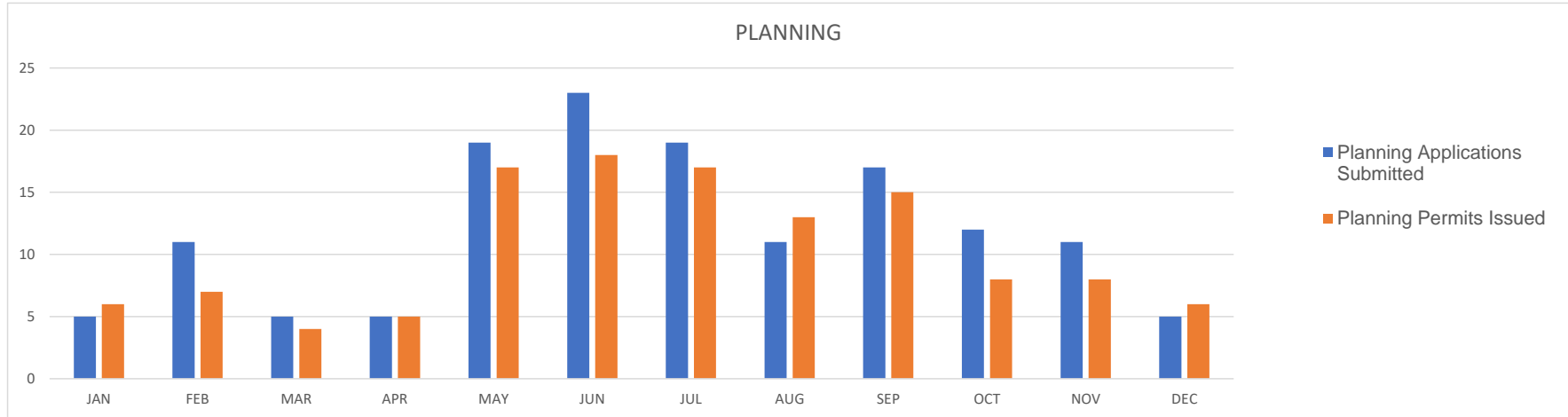
DEVELOPMENT SERVICES MONTHLY STATS REPORT 2020

	<u>JAN</u>	<u>FEB</u>	<u>MAR</u>	<u>APR</u>	<u>MAY</u>	<u>JUN</u>	<u>JUL</u>	<u>AUG</u>	<u>SEP</u>	<u>OCT</u>	<u>NOV</u>	<u>DEC</u>	<u>YTD TOTAL</u>
Multi-Family Dwelling Inspected (units)	104	97	27	0	0	0	8	0	12	171	135	0	554
Multi-Family Dwelling Certified (units)	27	41	0	33	0	20	75	0	8	0	0	0	204
Multi-Family Dwelling Exceptional (units)	0	14	0	0	0	29	31	0	92	0	0	0	166
Single Room Occupancy Inspected (units)	0	0	5	0	0	21	0	0	6	47	0	0	79
Single Room Occupancy Certified (units)	66	23	5	0	0	0	18	0	7	0	13	0	132
Single Room Occupancy New (units) added	0	0	0	0	0	0	0	0	2	0	0	0	2
Single Room Occupancy Returned to Nightly Use (units)	0	0	0	0	0	4	0	0	2	0	0	12	18
Housing Complaints Received	0	2	0	1	0	3	0	0	2	3	3	3	17
Housing Complaints Resolved	0	2	0	0	0	1	0	0	1	1	1	3	9
COVID-19 Concerns	0	0	11	15	1	2	0	1	2	0	3	0	35



DEVELOPMENT SERVICES MONTHLY STATS REPORT 2020

	<u>JAN</u>	<u>FEB</u>	<u>MAR</u>	<u>APR</u>	<u>MAY</u>	<u>JUN</u>	<u>JUL</u>	<u>AUG</u>	<u>SEP</u>	<u>OCT</u>	<u>NOV</u>	<u>DEC</u>	<u>YTD TOTAL</u>
Planning Applications Submitted	5	11	5	5	19	23	19	11	17	12	11	5	143
Planning Permits Issued	6	7	4	5	17	18	17	13	15	8	8	6	124



DEVELOPMENT SERVICES MONTHLY STATS REPORT 2020

	<u>JAN</u>	<u>FEB</u>	<u>MAR</u>	<u>APR</u>	<u>MAY</u>	<u>JUN</u>	<u>JUL</u>	<u>AUG</u>	<u>SEP</u>	<u>OCT</u>	<u>NOV</u>	<u>DEC</u>	<u>YTD TOTAL</u>
New VHR Applications Submitted	0	0	0	0	0	0	0	0	0	0	0	0	0
New VHR Applications Approved	0	0	0	0	0	0	0	0	0	0	0	0	0
VHR Applications Submitted (renewal)	71	52	51	73	148	147	119	80	101	92	77	75	1086
VHR Hearings Held by ZA	0	0	0	0	0	0	0	0	0	0	0	0	0
VHR Inspections Completed	0	0	0	0	1	1	0	0	0	0	1	0	3
Total VHR Permits Issued	71	52	51	73	148	147	119	80	101	92	77	75	1086
VHR Close-outs	3	2	8	0	29	10	8	12	28	3	6	26	135

