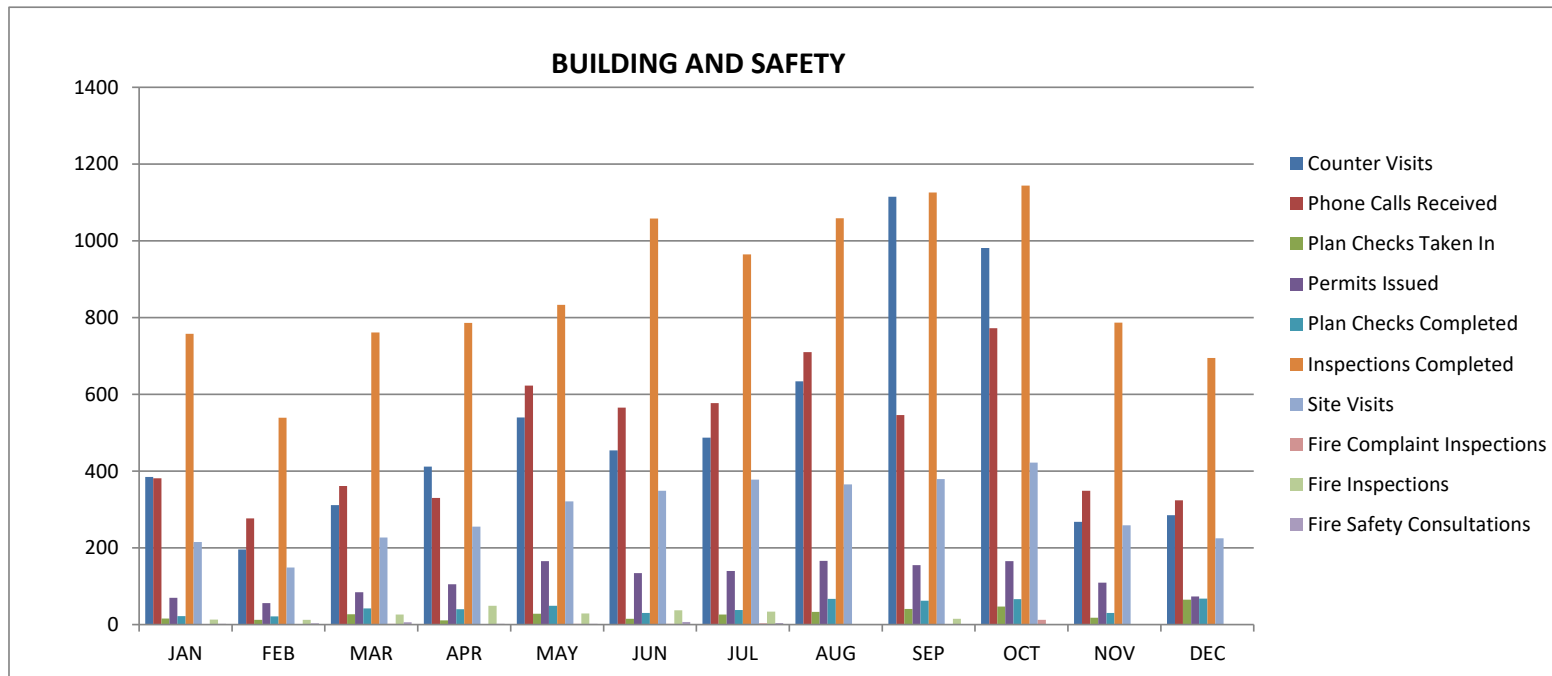


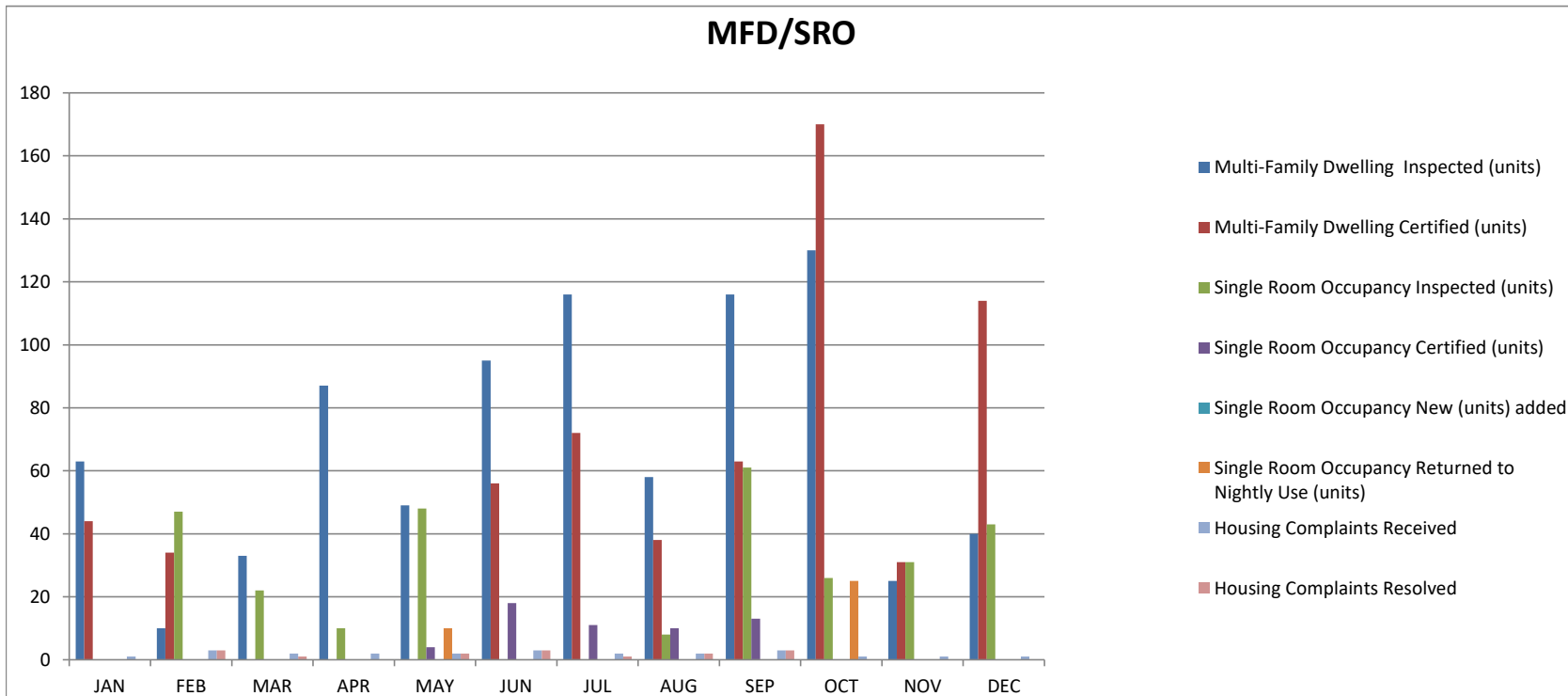
**DEVELOPMENT SERVICES
MONTHLY STATS REPORT 2019**

	<u>JAN</u>	<u>FEB</u>	<u>MAR</u>	<u>APR</u>	<u>MAY</u>	<u>JUN</u>	<u>JUL</u>	<u>AUG</u>	<u>SEP</u>	<u>OCT</u>	<u>NOV</u>	<u>DEC</u>	<u>YTD TOTAL</u>
Counter Visits	385	196	311	412	540	454	487	634	1115	981	268	285	6068
Phone Calls Received	381	277	361	330	623	565	577	710	546	772	349	324	5815
Plan Checks Taken In	16	12	27	11	28	15	26	33	41	47	18	65	339
Permits Issued	70	56	84	105	165	134	140	166	155	165	109	73	1422
Plan Checks Completed	22	21	42	40	49	30	38	67	62	66	30	68	535
Inspections Completed	758	539	761	786	833	1058	965	1059	1126	1144	787	695	10511
Site Visits	215	149	227	255	321	349	378	365	379	422	259	225	3544
Fire Complaint Inspections	0	1	2	1	2	2	3	0	0	12	0	1	24
Fire Inspections	13	12	26	49	29	37	34	0	15	0	0	1	216
Fire Safety Consultations	2	3	6	2	2	7	4	0	0	0	0	1	27



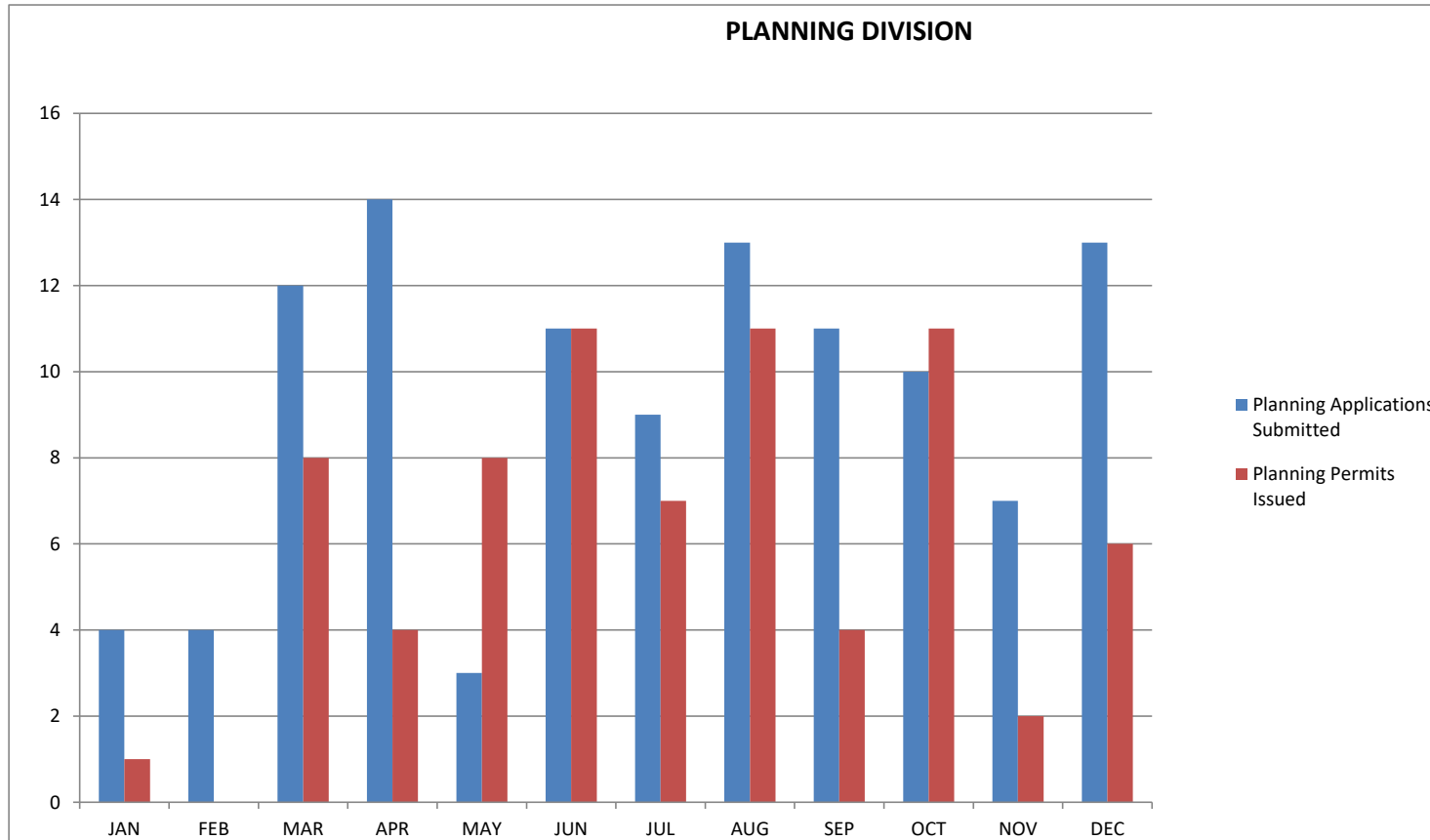
**DEVELOPMENT SERVICES
MONTHLY STATS REPORT 2019**

	<u>JAN</u>	<u>FEB</u>	<u>MAR</u>	<u>APR</u>	<u>MAY</u>	<u>JUN</u>	<u>JUL</u>	<u>AUG</u>	<u>SEP</u>	<u>OCT</u>	<u>NOV</u>	<u>DEC</u>	<u>YTD TOTAL</u>
Multi-Family Dwelling Inspected (units)	63	10	33	87	49	95	116	58	116	130	25	40	822
Multi-Family Dwelling Certified (units)	44	34	0	0	0	56	72	38	63	170	31	114	622
Single Room Occupancy Inspected (units)	0	47	22	10	48	0	0	8	61	26	31	43	296
Single Room Occupancy Certified (units)	0	0	0	0	4	18	11	10	13	0	0	0	56
Single Room Occupancy New (units) added	0	0	0	0	0	0	0	0	0	0	0	0	0
Single Room Occupancy Returned to Nightly Use (units)	0	0	0	0	10	0	0	0	0	25	0	0	35
Housing Complaints Received	1	3	2	2	2	3	2	2	3	1	1	1	23
Housing Complaints Resolved	0	3	1	0	2	3	1	2	3	0	0	0	15



**DEVELOPMENT SERVICES
MONTHLY STATS REPORT 2019**

	<u>JAN</u>	<u>FEB</u>	<u>MAR</u>	<u>APR</u>	<u>MAY</u>	<u>JUN</u>	<u>JUL</u>	<u>AUG</u>	<u>SEP</u>	<u>OCT</u>	<u>NOV</u>	<u>DEC</u>	<u>YTD TOTAL</u>
Planning Applications Submitted	4	4	12	14	3	11	9	13	11	10	7	13	111
Planning Permits Issued	1	0	8	4	8	11	7	11	4	11	2	6	73



**DEVELOPMENT SERVICES
MONTHLY STATS REPORT 2019**

	<u>JAN</u>	<u>FEB</u>	<u>MAR</u>	<u>APR</u>	<u>MAY</u>	<u>JUN</u>	<u>JUL</u>	<u>AUG</u>	<u>SEP</u>	<u>OCT</u>	<u>NOV</u>	<u>DEC</u>	<u>YTD TOTAL</u>
New VHR Applications Submitted	0	0	0	0	1	0	1	0	0	0	0	6	8
New VHR Applications Approved	0	0	0	0	1	0	0	1	0	0	0	6	8
VHR Applications Submitted (renewal)	72	49	52	72	155	167	148	103	144	108	108	109	1287
VHR Hearings Held by ZA	0	0	0	0	0	0	0	0	0	0	0	0	0
VHR Inspections Completed	1	0	0	0	1	0	3	2	0	1	1	1	10
Total VHR Permits Issued	72	49	52	72	155	167	148	103	144	108	108	109	1287
VHR Close-outs	15	12	8	10	17	9	8	5	12	5	5	12	118

