



For Media Inquiries
Contact: Tracy Sheldon, Communications Manager
Cell: (530) 318-9782

City Development Services Department April Stats

South Lake Tahoe, CA (May 8, 2018) – The mission of the Development Services Department is to improve community livability, promote the local economy, and preserve Tahoe's environmental identity through collaboration. The department consists of Building, Business Resources, Housing, Permitting, Planning, Inspections and Vacation Home Rental. The following figures are based on data collected from April 1, 2018 - April 28, 2018.

Development Services Department is located at:
1052 Tata Lane
South Lake Tahoe, CA 96150

**City of South Lake Tahoe
Development Services Department
APRIL 2018 By the Numbers**



The mission of the Development Services Department is to improve community livability, promote the local economy, and preserve Tahoe's environmental identity through collaboration. The department consists of Building, Business Resources, Housing, Permitting, Planning, Inspections and Vacation Home Rental. The following figures are based on data collected from April 1, 2018 - April 28, 2018.

Development Services Department is located at:
1052 Tata Lane
South Lake Tahoe, CA 96150



www.cityofslt.us/DevServices

###

City of South Lake Tahoe Development Services Department APRIL 2018 By the Numbers



The mission of the Development Services Department is to improve community livability, promote the local economy, and preserve Tahoe's environmental identity through collaboration. The department consists of Building, Business Resources, Housing, Permitting, Planning, Inspections and Vacation Home Rental. The following figures are based on data collected from April 1, 2018 - April 28, 2018.

Development Services Department is located at:
1052 Tata Lane
South Lake Tahoe, CA 96150

387

Counter Visits

14

Commercial Fire
Inspections

308

Inspection
Site Visits

99

Building
Permits Issued

84

New & Renewal
Vacation Home
Rental Permits

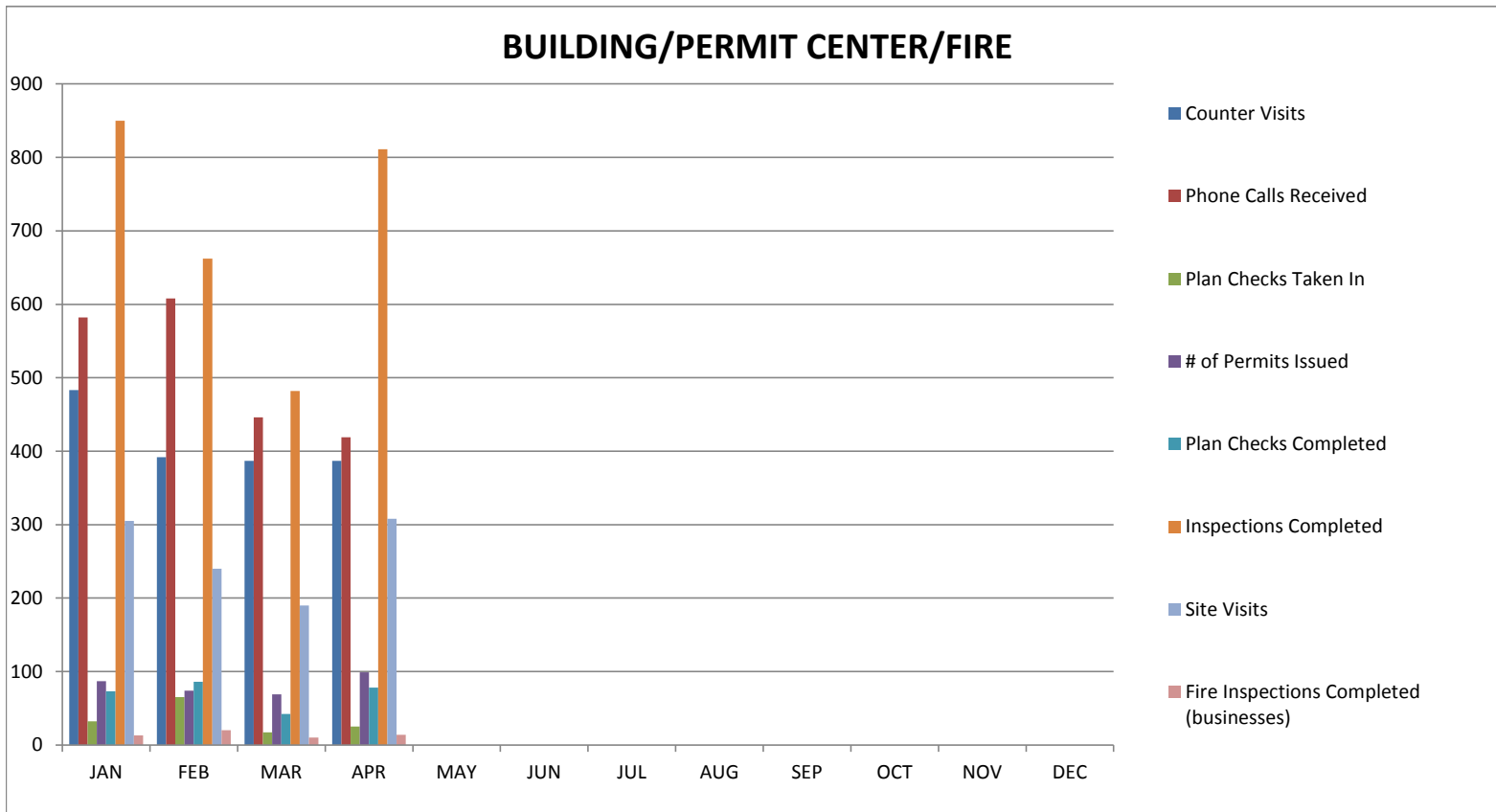
7

Planning
Permits Issued

www.cityofslt.us/DevServices

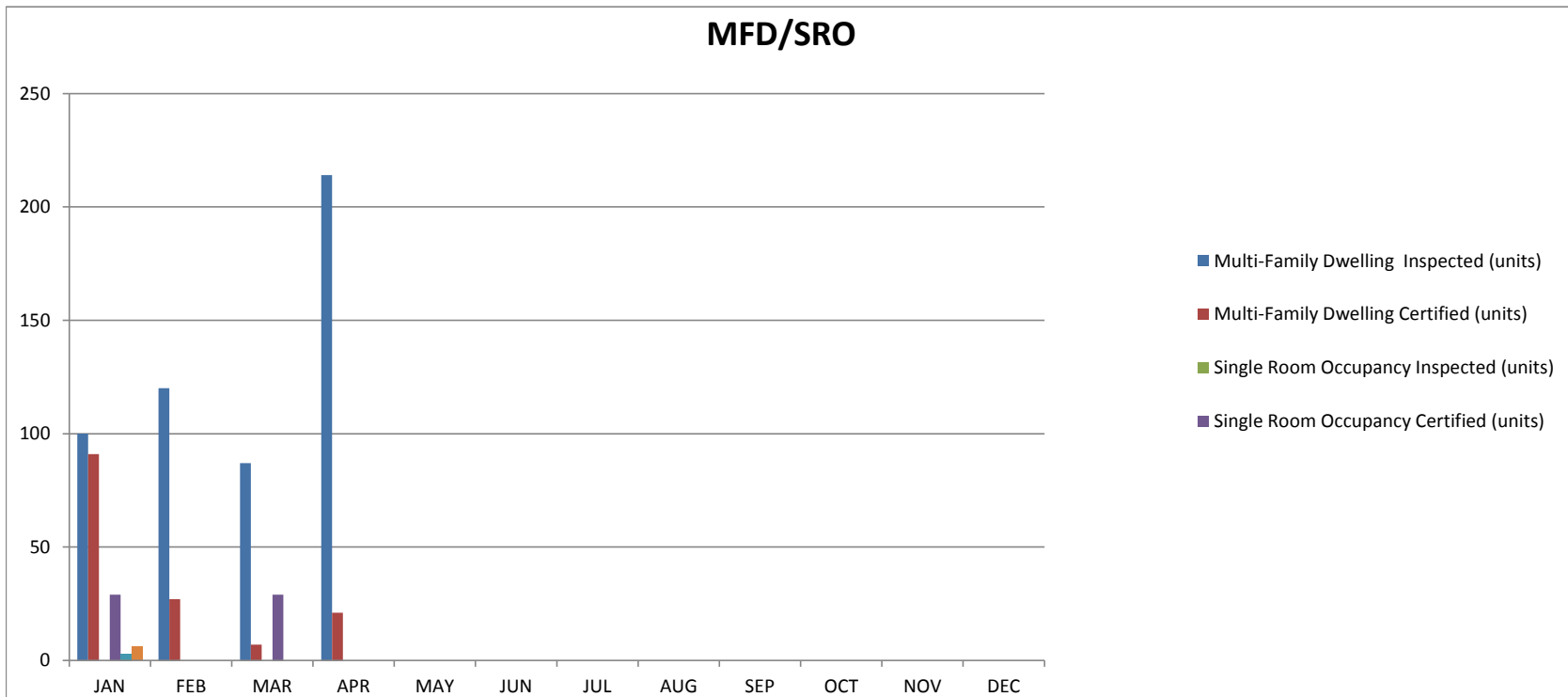
**DEVELOPMENT SERVICES
MONTHLY STATS REPORT 2018**

	<u>JAN</u>	<u>FEB</u>	<u>MAR</u>	<u>APR</u>	<u>MAY</u>	<u>JUN</u>	<u>JUL</u>	<u>AUG</u>	<u>SEP</u>	<u>OCT</u>	<u>NOV</u>	<u>DEC</u>	<u>YTD TOTAL</u>
Counter Visits	483	392	387	387									1649
Phone Calls Received	582	608	446	419									2055
Plan Checks Taken In	32	65	17	25									139
# of Permits Issued	87	74	69	99									329
Plan Checks Completed	73	86	42	78									279
Inspections Completed	850	662	482	811									2805
Site Visits	305	240	190	308									1043
Fire Inspections Completed (businesses)	13	20	10	14									57



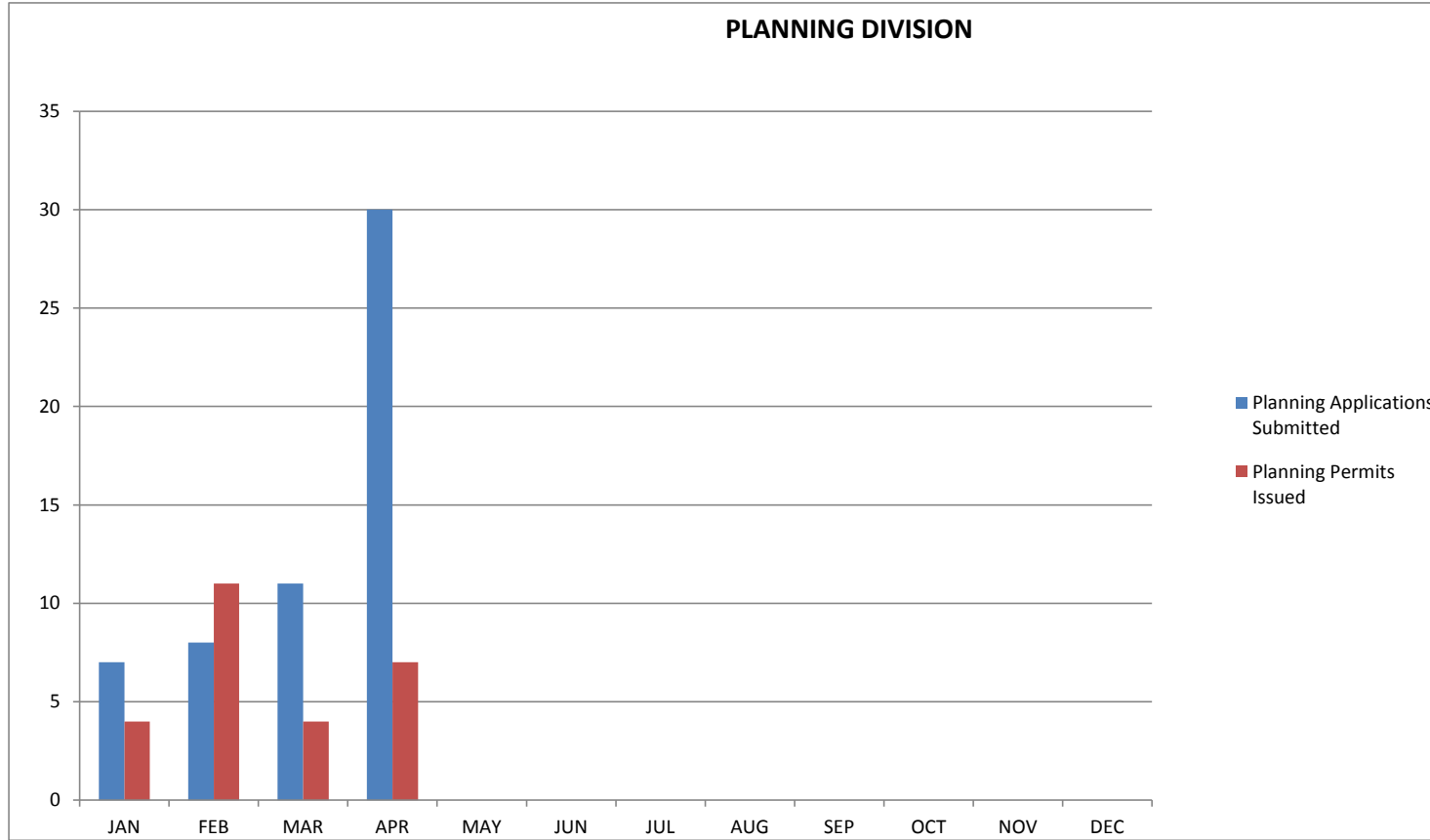
**DEVELOPMENT SERVICES
MONTHLY STATS REPORT 2018**

	<u>JAN</u>	<u>FEB</u>	<u>MAR</u>	<u>APR</u>	<u>MAY</u>	<u>JUN</u>	<u>JUL</u>	<u>AUG</u>	<u>SEP</u>	<u>OCT</u>	<u>NOV</u>	<u>DEC</u>	<u>YTD TOTAL</u>
Multi-Family Dwelling Inspected (units)	100	120	87	214									521
Multi-Family Dwelling Certified (units)	91	27	7	21									146
Single Room Occupancy Inspected (units)	0	0	0	0									0
Single Room Occupancy Certified (units)	29	0	29	0									58
Single Room Occupancy New (units) added	3	0	0	0									3
Single Room Occupancy Returned to Nightly Use (units)	6	0	0	0									6



**DEVELOPMENT SERVICES
MONTHLY STATS REPORT 2018**

	<u>JAN</u>	<u>FEB</u>	<u>MAR</u>	<u>APR</u>	<u>MAY</u>	<u>JUN</u>	<u>JUL</u>	<u>AUG</u>	<u>SEP</u>	<u>OCT</u>	<u>NOV</u>	<u>DEC</u>	<u>YTD TOTAL</u>
Planning Applications Submitted	7	8	11	30									56
Planning Permits Issued	4	11	4	7									26



**DEVELOPMENT SERVICES
MONTHLY STATS REPORT 2018**

	<u>JAN</u>	<u>FEB</u>	<u>MAR</u>	<u>APR</u>	<u>MAY</u>	<u>JUN</u>	<u>JUL</u>	<u>AUG</u>	<u>SEP</u>	<u>OCT</u>	<u>NOV</u>	<u>DEC</u>	<u>YTD TOTAL</u>
New VHR Applications Submitted	28	9	13	9									59
New VHR Applications Approved	13	2	0	4									19
VHR Applications Submitted (renewal)	67	49	63	80									259
VHR Hearings Held by ZA	1	1	2	1									5
VHR Inspections Completed	20	6	3	7									36
Total VHR Permits Issued	74	51	63	84									272
VHR Close-outs	3	9	0	8									20

